



Project number: 2018-1-IT02-KA201-048274

MONITORING TOOL

Functions

Aim: monitoring students' understanding of the meaning of expression depending on a variable and of the connection between algebraic formula and graph.

	Arithmetic	Geometry	Algebra
Memory			
Reasoning			X
Visuo-spatial			

Consider the function given by the equation $y=3x+1$. Choose the graph that represents the function.

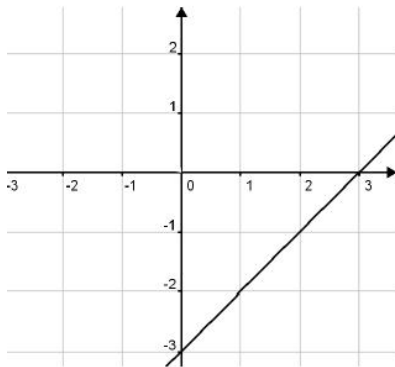


Grafico 1

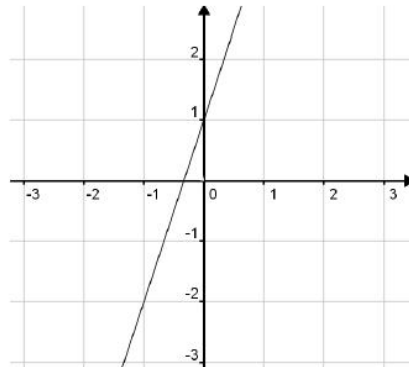


Grafico 2

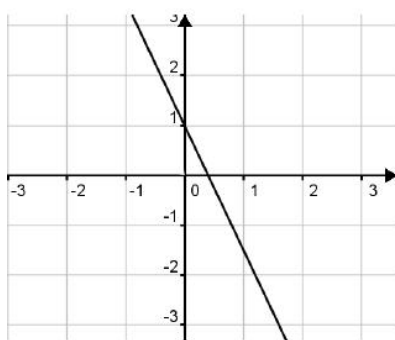


Grafico 3

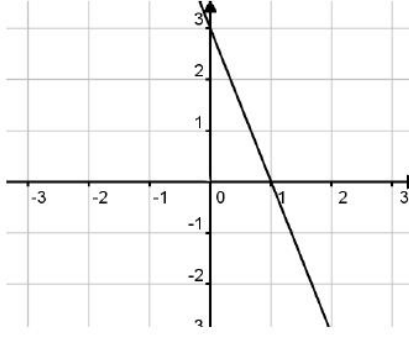


Grafico 4

(the item comes from the Italian national evaluation for grade 10 – INVALSI
https://invalsi-areaprove.cineca.it/index.php?get=static&pag=esempi_prove_grado_10)



Co-funded by the
Erasmus+ Programme
of the European Union

The European Commission support for the production of this publication does not constitute an endorsement of the contents which reflects the views only of the authors, and the Commission cannot be held responsible for any use which may be made of the information contained therein.