



Project number: 2018-1-IT02-KA201-048274

## INTERVENTION TOOL

# Activities with Snap Cubes (Constructions)

### 1. Introduction

In order to develop a set of educational activities aimed to develop spatial visualization through the use of concrete models, we refer to some theoretical frameworks that will be described in the session 2.

In session 3 the design of the educational activities is described. In particular, if the activities are addressed to a single student or to the class, the educational aim of the activities, the Cognitive area and math domain of interest and the Mathematical objects in the areas of difficulties identified through the B2 questionnaire

### 2. Theoretical framework of reference

The theoretical references that helped us to design the following activities are:

1) **Universal design for learning (UDL) principles** (Table 3), a framework specifically conceived to design *inclusive* educational activities (<http://udlguidelines.cast.org/>)

Table 3: UDL guidelines

	Provide multiple means of <b>Engagement</b> →	Provide multiple means of <b>Representation</b> →	Provide multiple means of <b>Action &amp; Expression</b> →
	Affective Networks The "WHY" of learning	Recognition Networks The "WHAT" of learning	Strategic Networks The "HOW" of learning
Access	Provide options for <b>Recruiting Interest</b> (7) ↻	Provide options for <b>Perception</b> (1) ↻	Provide options for <b>Physical Action</b> (4) ↻
	<ul style="list-style-type: none"> <li>Optimize individual choice and autonomy (7.1) &gt;</li> <li>Optimize relevance, value, and authenticity (7.2) &gt;</li> <li>Minimize threats and distractions (7.3) &gt;</li> </ul>	<ul style="list-style-type: none"> <li>Offer ways of customizing the display of information (1.1) &gt;</li> <li>Offer alternatives for auditory information (1.2) &gt;</li> <li>Offer alternatives for visual information (1.3) &gt;</li> </ul>	<ul style="list-style-type: none"> <li>Vary the methods for response and navigation (4.1) &gt;</li> <li>Optimize access to tools and assistive technologies (4.2) &gt;</li> </ul>
Build	Provide options for <b>Sustaining Effort &amp; Persistence</b> (8) ↻	Provide options for <b>Language &amp; Symbols</b> (2) ↻	Provide options for <b>Expression &amp; Communication</b> (5) ↻
	<ul style="list-style-type: none"> <li>Heighten salience of goals and objectives (8.1) &gt;</li> <li>Vary demands and resources to optimize challenge (8.2) &gt;</li> <li>Foster collaboration and community (8.3) &gt;</li> <li>Increase mastery-oriented feedback (8.4) &gt;</li> </ul>	<ul style="list-style-type: none"> <li>Clarify vocabulary and symbols (2.1) &gt;</li> <li>Clarify syntax and structure (2.2) &gt;</li> <li>Support decoding of text, mathematical notation, and symbols (2.3) &gt;</li> <li>Promote understanding across languages (2.4) &gt;</li> <li>Illustrate through multiple media (2.5) &gt;</li> </ul>	<ul style="list-style-type: none"> <li>Use multiple media for communication (5.1) &gt;</li> <li>Use multiple tools for construction and composition (5.2) &gt;</li> <li>Build fluencies with graduated levels of support for practice and performance (5.3) &gt;</li> </ul>
Internalize	Provide options for <b>Self Regulation</b> (9) ↻	Provide options for <b>Comprehension</b> (3) ↻	Provide options for <b>Executive Functions</b> (6) ↻
	<ul style="list-style-type: none"> <li>Promote expectations and beliefs that optimize motivation (9.1) &gt;</li> <li>Facilitate personal coping skills and strategies (9.2) &gt;</li> <li>Develop self-assessment and reflection (9.3) &gt;</li> </ul>	<ul style="list-style-type: none"> <li>Activate or supply background knowledge (3.1) &gt;</li> <li>Highlight patterns, critical features, big ideas, and relationships (3.2) &gt;</li> <li>Guide information processing and visualization (3.3) &gt;</li> <li>Maximize transfer and generalization (3.4) &gt;</li> </ul>	<ul style="list-style-type: none"> <li>Guide appropriate goal-setting (6.1) &gt;</li> <li>Support planning and strategy development (6.2) &gt;</li> <li>Facilitate managing information and resources (6.3) &gt;</li> <li>Enhance capacity for monitoring progress (6.4) &gt;</li> </ul>
Goal	Expert Learners who are...		
	Purposeful & Motivated	Resourceful & Knowledgeable	Strategic & Goal-Directed

The Center for Applied Special Technology (CAST) has developed a comprehensive framework around the concept of Universal Design for Learning (UDL), with the aim of focusing research, development, and educational practice on understanding diversity and facilitating learning (Edyburn, 2005). UDL includes a set of Principles, articulated in *Guidelines and Checkpoints*<sup>1</sup>. The research grounding UDL's framework is that "learners are highly variable in their response to instruction. [...]"

<sup>1</sup> For a complete list of the principles, guidelines and checkpoints and a more extensive description of CAST's activities, visit <http://www.udlcenter.org>



Co-funded by the  
Erasmus+ Programme  
of the European Union

The European Commission support for the production of this publication does not constitute an endorsement of the contents which reflects the views only of the authors, and the Commission cannot be held responsible for any use which may be made of the information contained therein.



Project number: 2018-1-IT02-KA201-048274

Thus, UDL focus on these individual differences as an important element to understanding and designing effective instruction for learning.

To this aim, UDL advances three foundational Principles: 1) provide multiple means of representation, 2) provide multiple means of action and expression, 3) provide multiple means of engagement. In particular, guidelines within the first principle have to do with means of perception involved in receiving certain information, and of “comprehension” of the information received. Instead, the guidelines within the second principle take into account the elaboration of information/ideas and their expression. Finally, the guidelines within the third principle deal with the domain of “affect” and “motivation”, also essential in any educational activity.

For our analyses we will focus in particular on specific guidelines within the three Principles<sup>2</sup>.

Guidelines within Principle 1 (provide multiple means of representation), suggest proposing different options for perception and offering support for decoding mathematical notation and symbols. Moreover, guidelines suggest the importance of providing options for comprehension highlighting patterns, critical features, big ideas, and relationships among mathematical notions. Finally, our analyses will give examples of how software AlNuSet can guide information processing, visualization, and manipulation, in order to maximize transfer and generalization.

Moreover, the guidelines from Principle 2 (provide multiple means of action and expression) suggest to offer different options for expression and communication supporting planning and strategy development. Finally, the guidelines from Principle 3 show how certain activities can recruit students’ interest, optimizing individual choice and autonomy, and minimizing threats and distractions.

In the section 4 we will analyse examples of activities, classifying them both by the type of mathematical learning they are designed and the cognitive area they support. We will show how these examples have been designed on the UDL principles in order to make them inclusive and effective to overcome math difficulties identified through B2 questionnaire.

2) The European Project **FasMed**, that focused on formative assessment in mathematics and science, (<https://research.ncl.ac.uk/fasmed/>).

Formative assessment (FA) is conceived as a method of teaching where “evidence about student achievement is elicited, interpreted, and used by teachers, learners, or their peers, to make decisions about the next steps in instruction that are likely to be better, or better founded, than the decisions they would have taken in the absence of the evidence that was elicited” (Black & William, 2009, p. 7). FaSMEd project refers to William and Thompson (2007)’s study, that identifies five key strategies for FA practices in school setting: (a) *clarifying and sharing learning intentions and criteria for success*; (b) *engineering effective classroom discussions and other learning tasks that elicit evidence of student understanding*; (c) *providing feedback that moves learners forward*; (d) *activating students as instructional resources for one another*;-(e) *activating students as the owners of their own learning*. The teacher, student’s peers and the student him- or herself are the agents that activate these FA strategies.

Table 4: Formative assessment strategies

	Where the learner is going	Where the learner is right now	How to get there
Teacher	1 Clarifying learning intentions and criteria for success	2 Engineering effective classroom discussions and other learning tasks that elicit evidence of student understanding	3 Providing feedback that moves learners forward
Peer	Understanding and sharing learning intentions and criteria for success	4 Activating students as instructional resources for one another	
Learner	Understanding learning intentions and criteria for success	5 Activating students as the owners of their own learning	

<sup>2</sup> The items are taken from the interactive list at <http://www.udlcenter.org/research/researchevidence>





Project number: 2018-1-IT02-KA201-048274

FaSMEd activities are organized in sequences, that encompass group work on worksheets and class discussion where selected group works are discussed by the whole class, under the orchestration of the teacher. Taking into account formative assessment strategies and technology functionalities, Cusi, Morselli & Sabena (2017, p. 758) designed three types of worksheets for the classroom activity:

“(1) *problem worksheets*: worksheets introducing a problem and asking one or more questions involving the interpretation or the construction of the representation (verbal, symbolic, graphic, tabular) of the mathematical relation between two variables (e.g. interpreting a time-distance graph);

(2) *helping worksheets*, aimed at supporting students who face difficulties with *the problem worksheets* by making specific suggestions (e.g. guiding questions);

(3) *poll worksheets*: worksheets prompting a poll among proposed options”.

The authors identified feedback strategies (Table 5) the teacher may adopt to give feedback to students (Cusi, Morselli & Sabena, 2018, p. 3466). These strategies are employed in the class discussion that is organized by the teacher after the group work on worksheets.

Table 5:

Revoicing	When the teacher mirrors one student’s intervention so as to draw the attention on it. Often, during the revoicing, the teacher stresses with voice intonation some crucial words of the sentence she is mirroring. Rephrasing takes place when the teacher reformulates the intervention of one student, with the double aim of drawing the attention of the class and making the intervention more intelligible to everybody.
Rephrasing	Rephrasing takes place when the teacher reformulates the intervention of one student, with the double aim of drawing the attention of the class and making the intervention more intelligible to everybody. Rephrasing is applied when the teacher feels that the intervention could be useful but needs to be communicated in a better way so as to become a resource for the others. [...] The revoicing and rephrasing strategies [...] turn one student (the author of the intervention) into a resource for the class.
Rephrasing with scaffolding	When the teacher, besides rephrasing, adds some elements to guide the students’ work.
Relaunching	When the teacher reacts to a student’s intervention, which (s)he considers interesting for the class, not giving a direct feedback, but posing a connected question. In this way, by relaunching the teacher provides an implicit feedback [...] on the student’s intervention, suggesting that the issue is interesting and worth to be deepened or, conversely, has some problematic points and should be reworked on.
Contrasting	Contrasting takes place when the teacher draws the attention on two or more interventions, representing two different positions, so as to promote a comparison. By contrasting, [...] the authors of the two positions may be resource for the class as well as responsible of their own learning.

We draw from the FaSMEd experience the idea of creating classroom activities in the formative assessment perspective, which may promote inclusion.



Co-funded by the  
Erasmus+ Programme  
of the European Union

The European Commission support for the production of this publication does not constitute an endorsement of the contents which reflects the views only of the authors, and the Commission cannot be held responsible for any use which may be made of the information contained therein.



Project number: 2018-1-IT02-KA201-048274

### 3. Design

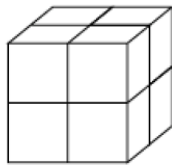
In the subsections, the activities of the intervention tool are presented in detail:

#### 3.1. Difficulties identified through the B2 questionnaire

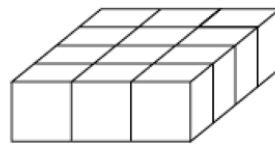
We detect difficulties in the following item of B2:

All the small blocks are the same size. Which stack of blocks has a different volume from the others?

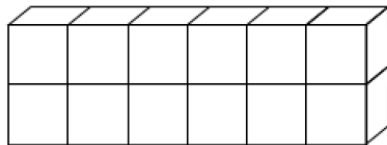
(A)



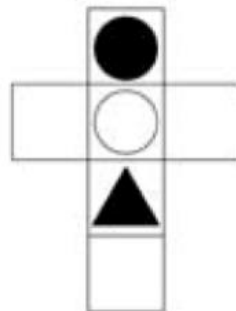
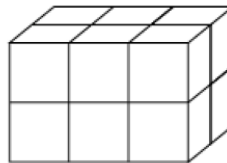
(B)



(C)



(D)



Which of these cubes could be made by folding the figure above?

A.



B.



C.



D.



These difficulties are related to spatial visualization capability.



Co-funded by the  
Erasmus+ Programme  
of the European Union

The European Commission support for the production of this publication does not constitute an endorsement of the contents which reflects the views only of the authors, and the Commission cannot be held responsible for any use which may be made of the information contained therein.



Project number: 2018-1-IT02-KA201-048274

### 3.2. Cognitive area and math domain of interest

The area of difficulties identified through the B2 questionnaire is related to the domain of *Geometry*. Thus, *Visuo-Spatial* is the cognitive area involved.

### 3.3. Educational Aims

The objective of the activity is to develop spatial visualization through the use of concrete models.

### 3.4. Addressing to Student /class


The intervention tool is to be addressed to small groups of students.

### 3.5. Educational activities: the Intervention Tool

The activities focus on developing spatial skills and working with visualization of figures in space and calculation of volumes of three-dimensional objects. For that, we will count on the help of manipulable material (snap cubes) throughout the development of the activities. The cubes will be distributed to the students at the beginning of the work.

The teacher projects the next image on the board and asks the students to build the represented solids and group those that have the same shape. The teacher recalls that the solids have the same shape if it is possible to overlap one another, making it slide or rotate in space.

Solids with 4 snap cubes



Then the process is repeated with other figures of a higher difficulty level.



Co-funded by the  
Erasmus+ Programme  
of the European Union


The European Commission support for the production of this publication does not constitute an endorsement of the contents which reflects the views only of the authors, and the Commission cannot be held responsible for any use which may be made of the information contained therein.






Project number: 2018-1-IT02-KA201-048274


Solids with 5 snap cubes



Solids with 6 snap cubes



Then the teacher asks to identify the solids that have the same volume in the next image.



Co-funded by the  
Erasmus+ Programme  
of the European Union

The European Commission support for the production of this publication does not constitute an endorsement of the contents which reflects the views only of the authors, and the Commission cannot be held responsible for any use which may be made of the information contained therein.



Project number: 2018-1-IT02-KA201-048274

#### 4. References

- [1] Snap cubes available at Learningresources.com
- [2] <https://www.dge.mec.pt/clicmat-atividades-interativas-de-matematica>
- [3] Workshop with Dr. Giannis Karagianakis in International Congress of math learning difficulties, in Lisbon, 7,8/02/2020
- [4] Karagiannakis, G. N., Baccaglioni-Frank, A. E., & Roussos, P. (2016). Detecting strengths and weaknesses in learning mathematics through a model classifying mathematical skills. Australian J. of Learning Difficulties, 21(2), 115–141.
- [5] European Project FasMed (<https://research.ncl.ac.uk/fasmed/>)
- [6] Universal design for learning (UDL) principles (<http://udlguidelines.cast.org/>)



Co-funded by the  
Erasmus+ Programme  
of the European Union

The European Commission support for the production of this publication does not constitute an endorsement of the contents which reflects the views only of the authors, and the Commission cannot be held responsible for any use which may be made of the information contained therein.